

# The Midnight Star

## Week of Promises



# The Midnight Star

## Week Of Promises

### Use This Material With:

Children, friends, family, or small groups. Or adapt activities as appropriate and work through them in your quiet times.

Perfect for the Christmas holidays, this resource includes activity ideas for a whole week. Check out the 'you will need' sections to make sure you have the bits and bobs to make the magic happen.

### By The End Of This Week You Will Have:

- Reflected on biblical promises and their place in your own life.
- Enjoyed some Christmas games.
- Crafted Christmas decorations for your home.
- Cooked up a delectable treat.
- Made a gift to give.
- 'You've Been Elfed' your neighbours.
- Prayed for Toybox and street children.
- Taken action on their behalf.

“This weeny little resource is a simple way to enjoy some Christmas cheer with your family, whilst celebrating God’s enduring promises.”



# Contents:

Pages 3, 5, 9, 11, 13, 15, & 17:

## Daily Promises

- Talking points, prayer ideas, and children's activities.

Pages 4, 8, 10, 12, 14, 16, & 20:

## Daily Treats

- Things to make do and enjoy.

Pages 6-7:

## Toybox Story

- Personal story, facts and prayer requests.

Pages 16:

## StarGazer FundRaiser

- Take action and help street children.

Pages 18-19:

## Street Children On Sunday

- About Toybox's mission.

Pages 21-31:

## Additional Resources

- Prayer stars, Path Of Life game, StarGazer FundRaiser invitations, Invitation poster.

Page 32:

## Cash-A-Doodle-Do

- How to pay in funds raised

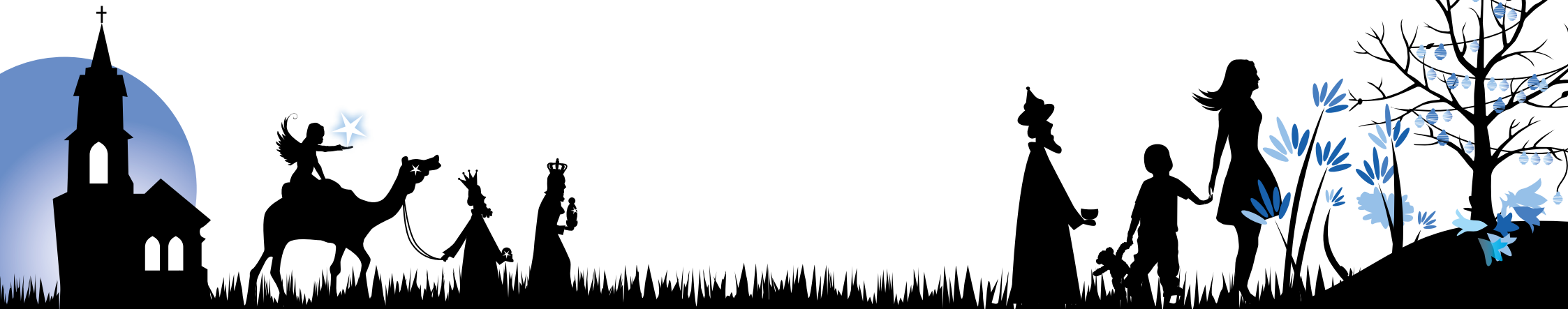
Page 33-34:

## Sponsorship Form

- The key to your success



Run a daily bible shuffle.  
 Compete to find the best bible story to illustrate each day's theme.  
 Explain why each story was chosen.  
 Vote for a winner. Award a prize.  
 For themes, see daily notes.



# Monday's Promise

*The sun will no more be your light by day, nor will the brightness of the moon shine on you; for the Lord will be your everlasting light, and your God will be your glory.*

*Isaiah 60:19*

## Talking Points:

Run a quick bible-shuffle to identify a biblical story that reveals God's glory. You should have plenty of material to choose from! Discuss why each story has been chosen. Then share one time in your life when God has been your 'everlasting light.'

## For Children: Craft And Customise

Think of a world where the only light comes from Jesus. What might the world look like? How would it be different to the world you live in now? Think about the landscape, trees and plants, rivers and mountains, buildings and people. Can you draw this world?

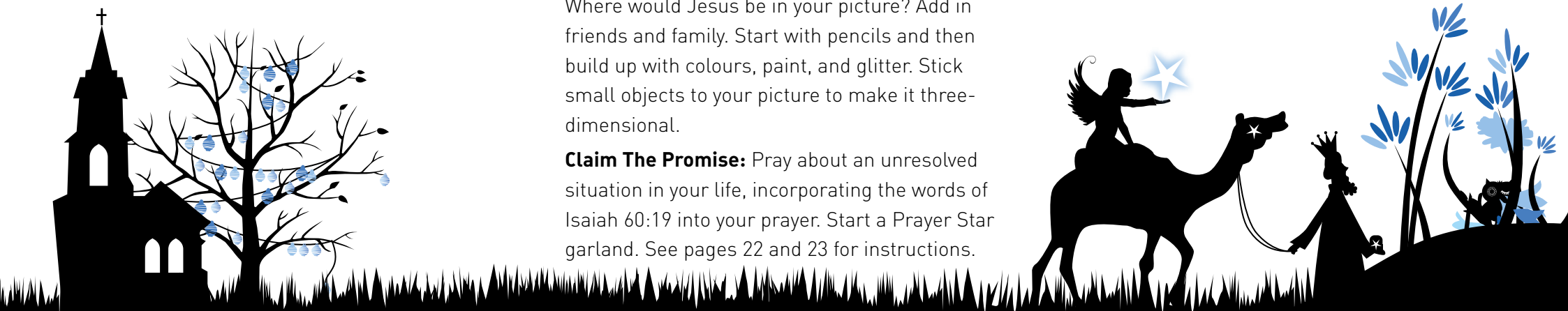
Where would Jesus be in your picture? Add in friends and family. Start with pencils and then build up with colours, paint, and glitter. Stick small objects to your picture to make it three-dimensional.

**Claim The Promise:** Pray about an unresolved situation in your life, incorporating the words of Isaiah 60:19 into your prayer. Start a Prayer Star garland. See pages 22 and 23 for instructions.

## The Promise Fulfilled

When Jesus spoke again to the people, he said: "I am the light of the world. Whoever follows me will never walk in darkness, but will have the light of life."

John 8:12



# Monday's Treat

## A Star In A Jar

Collect together an assortment of clean, empty jam-jars.

**For younger children:** Cut paper star shapes and stick them onto the jar with double-sided tape. Now cover the whole jar in clear glue. Use very carefully around the edge of your stars. Roll the jar in a shallow tray of glitter. Wait for the glitter to dry before pulling off the paper stars to reveal the clear star shapes below.

**For older children:** Use a craft knife to cut out a starry silhouette street-scene from black paper. This should be no taller than two thirds of your jar. Cover the top third of the jar with glue and glitter. Stick your silhouette around the bottom of the jar.

**Finishing touches:** Once your jars are decorated, create a handle out of ribbon or wire. Add an LED tealight for your very own star-in-a-jar.



## You will need:

- Clean jam-jars, clear craft glue, glitter.
- Paper, scissors, craft knife.
- Ribbon or wire.
- LED tealights.





# Tuesday's Promise

*You will show me the path of life;  
in your presence is fullness of joy;  
at your right hand are pleasures  
forevermore.*

*Psalms 16:11*

## Talking Points:

Run a quick bible shuffle to identify two bible characters who demonstrated 'fullness of joy.' Was there anything unusual about their behaviour? Now note down one way each of your family members brings you joy. Swap your notes around so all have a chance to read.

## For Children: Play

Think about the things that might make people stumble away from 'the path of life.' For example doubt, despair, sin etc. Use the Path Of Life instructions and game board to create your own board game. See page 24.

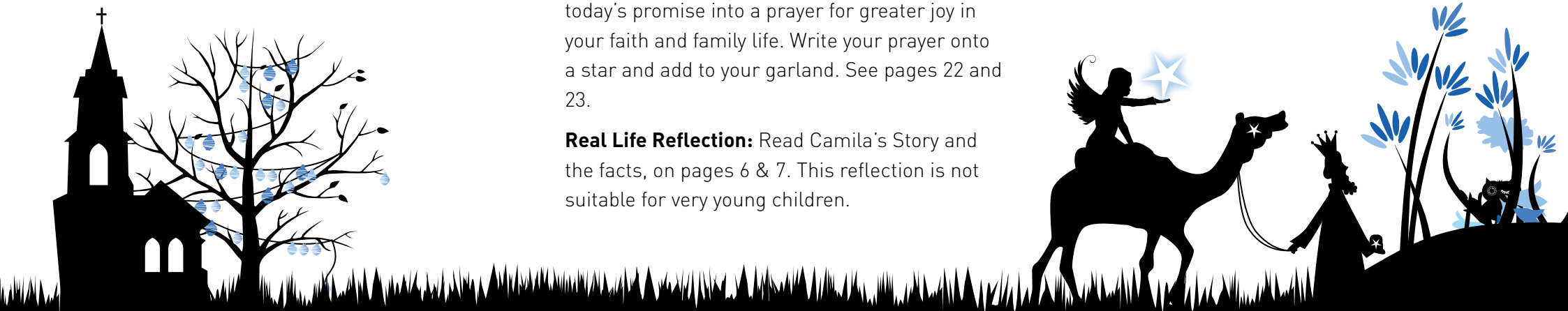
**Claim The Promise:** Incorporate the words of today's promise into a prayer for greater joy in your faith and family life. Write your prayer onto a star and add to your garland. See pages 22 and 23.

**Real Life Reflection:** Read Camila's Story and the facts, on pages 6 & 7. This reflection is not suitable for very young children.

## The Promise Fulfilled

Jesus answered, "I am the way and the truth and the life. No one comes to the Father except through me."

John 14:6



# Toybox On Tuesday

## Camila's Story

When I found him, I thought at first it was a bag of rubbish someone had thrown out of their car. But then I heard a little sound and I thought; 'Oh no, there's a kitten or something in there.'

I've been working with Toybox for years. And I've seen pretty much everything you could hope to **never** see. But it was still a shock. He was maybe six months old and he was just in a little bundle and he had started to go blue. He was covered in his own muck and he had nasty sore patches all over him. He smelled awful. I had that feeling. You know? You suddenly think you're going to be sick because something terrible is happening and you just aren't ready for it.

People ask, 'How can you stand your job?' They can't imagine how I'm not overwhelmed.

Well, I think about that little baby, Ricky we called him. Someone treated him like rubbish... and left him to die. I honestly thought he was dying. But, somehow, he was clinging on to life with those tiny, beautiful fingers of his until someone loved him enough to turn up and save him.

And I often have the words of Psalm 16:11 in my head: 'in your presence is fullness of joy...' I believe that for Ricky; fullness of joy is possible. I believe that for all the children Toybox helps.



I feel that by helping street children, I am walking on the path of life described in Psalm 16:11 and walking towards Jesus. So I am determined to find the strength to keep walking every day and to take as many of these children with me as I can.



# Tuesday Facts


- The UN estimates that at least 100 million children around the world live or work on the streets.
- For every one of these children life on the streets is a living hell marked by violence, neglect and fear.
- Toybox is a Christian charity currently helping more than 11,000 street children in cities around the world.
- The sooner street children are offered help, the higher their chances of survival.
- In order to improve the life-chances of street children, Toybox partners run early identification programmes. Street teams

seek out children that are newly arrived on the streets and offer support and opportunities.

- Many children are placed in safe homes with loving families. Others are looked after in residential homes. Wherever possible, children are reunited with caring family members.
- Street teams are vital because, when a child finds themselves on the streets, it can be a matter of only hours before they become immersed in street culture, are preyed on by gangs, or sexually exploited.

## Please pray for:

- Additional funding for our street outreach teams and their vital work.
- Members of our street teams to quickly build trust with newly identified street children.





# Tuesday's Treat

## Toilet Paper Snowman:

Pair up. One person from each pair will be the snowman. Using toilet paper, the second person in each pair should race to create their snowman's outfit. Do this by wrapping the first person from head to toe in toilet paper. Avoid eyes and noses though!

Cut out a mouth, a carrot nose, a scarf, and some buttons from coloured paper. Stick these to your snowman with tape. Run this game as a time-trial to see which pair can create the best snowman in the time available. Award a prize.

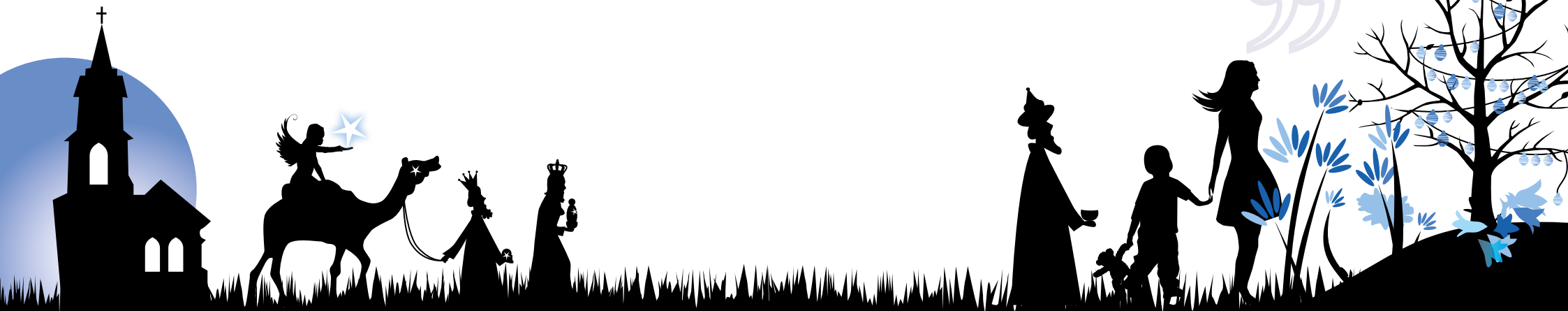
## Stardust And Chopsticks Game:

Pour some flour into a clear plastic bowl, mix in a large number of mini marshmallows. Set this bowl onto a chair and then place another chair a reasonable distance away. Set the second bowl onto this second chair. Challenge your players to transfer as many marshmallows from the first bowl to the second bowl as possible. They can only use chopsticks and must wear mittens...

Use newspaper to keep your floor clean, or wrap up warm and enjoy this game in your garden.

## You will need:

- Toilet paper and sticky tape.
- Coloured paper and scissors for older children, or pre-cut nose, buttons etc. for younger children.
- Mini marshmallows, flour, two clear plastic bowls, mittens, apron, newspaper.
- Some prizes.



# Wednesday's Promise

*When you pass through the waters,  
I will be with you; and through  
the rivers, they shall not overflow.  
When you walk through the fire you  
shall not be burned, nor shall the  
flame scorch you.*

*Isaiah 43:2*

## Talking Points:

Run a quick bible shuffle to find the most dramatic examples of people being rescued by God when in physical danger. Draw images to represent a time when you were rescued by God. Challenge the others to guess what happened. Use only your drawing to prompt them.

## For Children: Imagine

Dream up a new bible character. What age and gender would they be? Which country would they come from? Would they be a friend of Jesus, or live before his time? Give your character an exotic and unusual name. Draw a comic-strip adventure story based on this character. Be sure to show a way that God rescued them from a sticky situation.

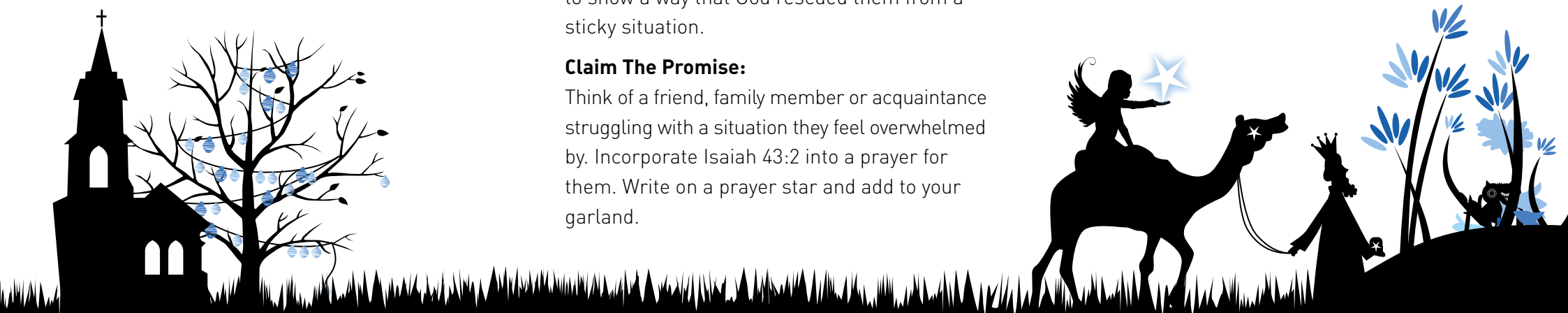
## Claim The Promise:

Think of a friend, family member or acquaintance struggling with a situation they feel overwhelmed by. Incorporate Isaiah 43:2 into a prayer for them. Write on a prayer star and add to your garland.

## The Promise Fulfilled

All praise to the God and Father of our Lord Jesus Christ. He is the source of every mercy and the God who comforts us. He comforts us in all our troubles so that we can comfort others.

2 Corinthians 1:3



# Wednesday's Treat

## Sock-Puppet Snowman:

This treat is perfect for children to make for their friends. Cut off the foot of the sock and use just the leg. Turn the sock inside out. At the newly cut end, sew the raw edges closed. Turn the sock right-side out again.

Stuff rice, or a large craft ball into the sock to make the body. Secure by slipping an elastic band over the top of the sock. Stuff more rice, or a smaller ball into the remainder of the sock to make the head. Secure with another elastic band. Leave the tuft at the top as hair. Use pins for the eyes and nose. Sew on buttons. Make a scarf and hat out of scraps of fabric.




## Chocolate Carol Singers:

Wrap tubes of chocolate sweets with striped paper. Draw faces with open 'singing' mouths. Cut and stick a face to the top of each tube. Make hats from scraps of fabric. Stick on paper hands, holding folded carol sheets.



## You will need:

- A long white woolly sock, some buttons, coloured pins, needle and thread.
- Elastic bands and scissors, a bag of rice, or two craft balls of differing sizes, fabric scraps.
- Tubes of chocolate sweets, wrapping paper, craft materials, scissors and glue



# Thursday's Promise

*When Jesus spoke again to the people, he said: "I am the light of the world. Whoever follows me will never walk in darkness, but will have the light of life."*

John 8:12

## Talking Points:

Run a quick bible shuffle to identify people whose attitudes were altered through an encounter with Jesus. How did their lives change from darkness to light? Next discuss one way that your life has changed because of your faith.

## For Children: Express Yourself

Design a 'Thank You' card for Jesus. Include the words: 'The Light Of The World,' in your design. Write a message and hang the card onto your Prayer Star garland. See pages 22 and 23.

**Claim The Promise:** Use the promise in John 8:12 as the basis of a prayer for a friend or acquaintance who is not yet a Christian. Write your prayer onto a star and hang it on your garland.

## The Promise Fulfilled

For God, who said, "Let there be light in the darkness," has made us understand that this light is the brightness of the glory of God that is seen in the face of Jesus Christ.

2 Corinthians 4:6



# Thursday's Treat

## Floodlit Forest:

Buy a multi-pack of white or blue paper lanterns and customise the outsides with glitter, and stars and moons cut from metallic paper. Tape an LED tealight inside each lantern. Make streamers using curling-ribbon. Tie to the bottom of your lanterns in clusters.

Place bunches of bare or spray-painted branches in pots. Scatter pots around your room in layers to create a Christmas forest effect. Hang lanterns on branches.

## Snowman Mallow Cupcakes:

Bake chocolate cupcakes in plain paper cases. Use a large swirl of icing on top of the cake to create a snowman's body. Place a marshmallow on top to create a head. Draw the eyes, mouth, and arms, with a black icing pen. Use a green pen for buttons. Make a carrot-nose from ready-to-roll icing. Make enough cakes to give to friends. Ensure that there are plenty left over for the family to enjoy.



## You will need:

- Multi-pack of paper lanterns, metallic paper, double-sided tape and scissors.
- Curling ribbon, LED tealights.
- A chocolate cupcake recipe.
- A tub of stiff white frosting, large white marshmallows.
- Green and black icing pens, orange ready-to-roll icing.





# Friday's Promise

*For the eyes of the Lord run to and fro throughout the whole earth, to show himself strong on behalf of those whose heart is loyal to him.*

2 Chronicles 16:9

## Talking Points:

Run a quick bible shuffle to find a bible story that illustrates God's strength on behalf of his people. Now imagine your life without God in it. Write an imaginary journal entry for a day without God. Which things would you struggle with most?

## For Children: Collect

Use magazines and newspapers to find pictures that show people or situations that you would like Jesus to 'fix'. Cut out pictures and stick to a large sheet of coloured paper to create a Christmas prayer-map. Leave plenty of space so that you can write or draw prayers and add them to your map.

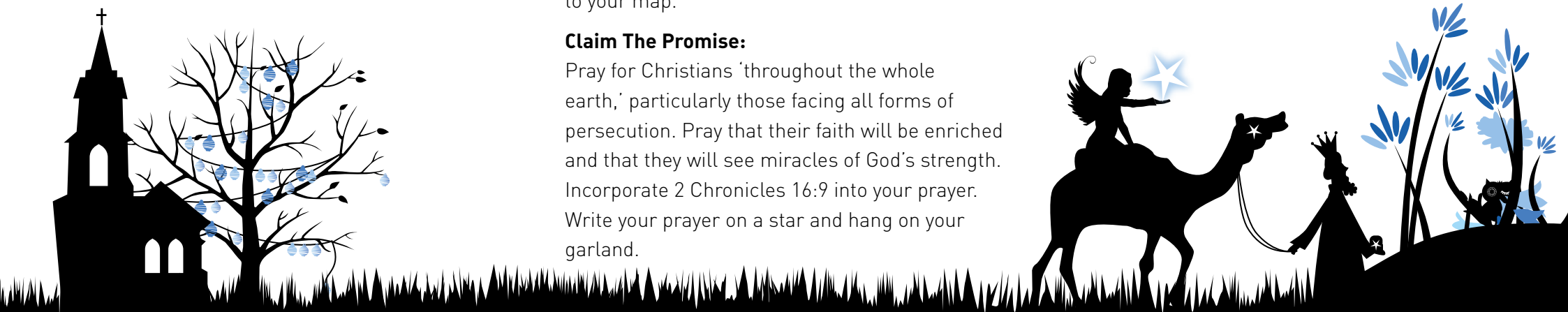
## Claim The Promise:

Pray for Christians 'throughout the whole earth,' particularly those facing all forms of persecution. Pray that their faith will be enriched and that they will see miracles of God's strength. Incorporate 2 Chronicles 16:9 into your prayer. Write your prayer on a star and hang on your garland.

## The Promise Fulfilled

And we know that all things work together for good to those who love God, to those who are called according to his purpose.

Romans 8:28



# Friday's Treat

## Elf-On-The-Shelf Calendar:

Hide a Christmassy elf figurine in unexpected places. Then photograph it. Create amusing scenarios that show the elf doing funny things. Use photos to create a 2015 Calendar.

Calendars can be printed professionally by uploading photos online. However, you might prefer to create your own by sticking photos to a plain calendar base and then decorating it.



## You've Been Elfed:

Put together care packages. Wrap items carefully to make sure they won't get damaged. Ideas for packages:

Invitation for a StarGazer FundRaiser, mincepies or Snowman cupcakes, Chocolate Carol Singers or Sock Puppet Snowmen, a mixed bunch of holly, ivy and mistletoe tied with ribbon, Elf-On-The-Shelf calendar.

Choose friends and neighbours who won't suspect that the package comes from you. Then leave packages anonymously on their doorsteps. Include a card that reads:

**Congratulations! You've Been Elfed. Now Elf somebody else...**



## You will need:

- A Christmas Elf figurine, gift items, a mixed bunch of holly, ivy and mistletoe.
- Wrapping paper, a sturdy cardboard box, invite from page 30.
- Gift ideas - include some of the things you made this week.



# Saturday's Promise

*The righteous will rejoice in the Lord, and take refuge in him, all the upright in heart will glory in him.*

*Psalm 64:10*

## Talking Points:

Run a quick bible shuffle to find examples of people rejoicing in the Lord. How do they express their rejoicing? Ask each person to write down three things they rejoice in and three rejoicing words. Pool your ideas to create a family poem/psalm/song of rejoicing.

## For Children: Give

Turn your family song/poem into a gift for a friend. Use a deep box 'souvenir frame.' Make sure your poem will fit neatly into it, with room to add other items too. Illustrate your song/poem with drawings, cut-outs or vinyl stickers etc. Stick on small decorative items (i.e feathers, shells, dried flowers). Line your frame with wrapping paper. Position your poem/song in the frame. Add in family photos and objects. Paint and embellish. Wrap and give.

## Claim The Promise:

Use the words of Psalm 64:10 to pray for Christians in high-profile jobs. Pray that they will be righteous and upright. Write a prayer star to add to your garland.

## The Promise Fulfilled

Therefore, having been justified by faith, we have peace with God through our Lord Jesus Christ.

Romans 5:1



# Saturday's Treat

## StarGazer FundRaiser:

Christmas is the perfect time to help Toybox's work with street children by organising, or attending, a StarGazer FundRaiser.

### What?

Outdoors or indoors, big or small it matters not. Your StarGazing could be the real deal, with a giant sponsored sleep-out under the night sky.

Alternatively it could be 'virtual'. In this case your sponsored sleep-out will actually be a sleep-in. Hold it indoors in a suitably star-strewn venue. Or you could just cuddle up with your family in the garden. Just be sure to wrap up warm.

### Who?

Invite colleagues, neighbours, friends, family, youth groups and children's clubs.

### How?

Start with some starlight carols. Use the Star In A Jar and Floodlit Forest ideas from this resource, or any of the other activities we've included, to help the night fly by.

Then make yourself comfy and count the stars. If you are holding your StarGazer Fundraiser indoors you will need to stick a galaxy of stars and lights around your venue.



**To warm up your StarGazer FundRaiser try some of these ideas:**

- Hold a space suits and star-costumes competition.
- Have a go at virtual moonwalking.
- Make alien facemasks.
- Enjoy a 'music of the planets' jam-session.
- Create a 'hunt-for-falling stars' game.
- Imagine your own 'tales from outer space.'



# Sunday's Promise

*Your righteousness is like the mighty mountains, your justice like the ocean depths. You care for people and animals alike, O Lord. How precious is your unfailing love O God!*

*Psalms 36:6-7*

## Talking Points:

Run a quick bible shuffle to find stories that demonstrate God's justice. Discuss a national or global situation that is unjust and that you would like to see change. Find five to ten words that describe the situation and your feelings about it.

## For Children:

Think about the bible story you chose for the bible shuffle. If you had to turn it into a children's story to tell a friend, what would you say? How would you make it creative and exciting? Could you add in costumes, props or music? Practise telling your story. Record yourself with a mobile phone.

## Claim The Promise:

Pray for law-makers, law-enforcers and governments. Pray for them to make wise and selfless decisions. Incorporate Psalm 36:6-7 into your prayer. Write on a star and hang on your garland.

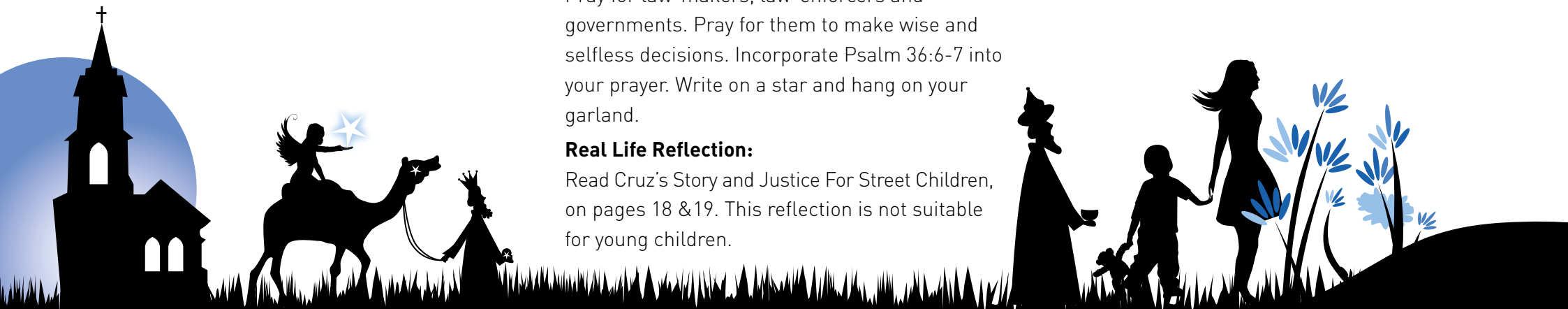
## Real Life Reflection:

Read Cruz's Story and Justice For Street Children, on pages 18 & 19. This reflection is not suitable for young children.

## The Promise Fulfilled

For whoever calls on the name of the Lord shall be saved.

Romans 5:1





# Street Children On Sunday

Cruz's Story

On the corner over there, they've put up a nativity scene. A Pesebre. That's traditional here. I ignore the swearing and the screaming behind me. I don't want it to break my concentration.

I am cold. My feet are bare. My head is bare. My hands are empty. My belly is a vortex of hunger. I feel the filth of the gutter wash against me. I smell the glue those kids are sniffing at, like their life depends on it. I see that man huddled over his half-empty bottle.

I can block out all this emptiness drowning me. I can block out this iron-hard misery rotting my heart away. I am sure of it. If only I don't break my concentration.

I stare hard at the Pesebre. I think I will just stay here for a while and keep looking at it. To be honest, I don't have any better place to go. There is no safety or comfort for a child who has no choices. As always, this street is as good as it gets for me...

But that nativity scene looks cosy doesn't it? It has lights around it. It looks warm. It looks like people and animals and contentment and a muddle of togetherness and joy, and a family. There at the centre is the Christ-child. He is cradled and cherished and wanted.



Please pray that our God of justice and unfailing love will bless street children, like Cruz, who face desperate situations and who are lonely and unwanted.



# Justice For Street Children

All around the world this Christmas, children like Cruz, are crying out for a better life. Just like the children you know and care for, they need love, protection and encouragement to grow and thrive. Just like your loved ones, they deserve to be nurtured and supported so they can enjoy their childhood and grow into confident, independent adults.

Street children may live an entirely different life, in a country thousands of miles away, but they are still just children. They do not feel, or experience, or need, any less acutely than any of the children that are so precious to us.

But somehow the plight of street children is trivialised. They are disposable. They are an unwanted problem too complicated to solve.

And in a world where the gulf between poverty and prosperity seems so impossible to cross, these children have a more terrifying leap to make, if they are to live a full and happy life.

Toybox is committed to ensuring that street children are helped, one step at a time, into a safer life. With your support this Christmas, we can offer homes, education and opportunities to thousands of children who desperately need to be noticed.



To donate to our work go to: **[www.toybox.org.uk/donate](http://www.toybox.org.uk/donate)**

To request our magazine or prayer guide go to:

**[www.toybox.org.uk/help](http://www.toybox.org.uk/help)**



# Sunday's Treat

## Jingle Bells Boggle Box:

This game is super simple and super silly! Thread elastic or string through two gift-wrapped empty tissue boxes. Place 10 small Christmas jingle bells into each box.

Now pair up. Tie a box around the waist of one person from each pair, and race the other pair to wiggle, jiggle and shake all the bells free from the box. You must remain standing whilst playing. Using your hands or feet, and getting help from others is banned! Swap over and repeat with the second player from each pair. Add in some music for extra oomph!

## Candy Cane Game:

Hide a good quantity of candy canes in a bucket filled with polystyrene pieces or scrunched up newspaper. Take it in turns to fish out candy canes using the fishing rod. No hands allowed though, so you will have to try feet, arms or mouth instead.

## You will need:

2 tissue boxes, Christmas wrapping paper, tape, scissors, string, 20 small jingle bells.

(Optional) Small prizes.

A bucket filled with polystyrene pieces or scrunched up newspaper.

A Santa hat, lots of small candy canes, a child's toy fishing rod.



# Additional Resources



# Prayer Garland

## Instructions:

Use the cut-out and fold star on the next page to create a prayer garland. Each person participating could make one star for each of their daily prayers.

Write your prayers onto the star, before stringing onto a piece of ribbon and hanging across your room. If you have several family members you will have created a finished garland by the end of the week.

Once you have mastered the technique, try creating your own version. Use wrapping paper to vary the colour of your stars. Or customise our template by adding glitter, foil and streamers.

Make a feature of your garland by trailing fairy lights, ivy and baubles in between the stars.

You don't need to stick to our suggested prayers, feel free to add in your own. Or create a simple home-made present for a friend by writing prayers and biblical promises with them in mind. Hang the garland for them in their home once you have finished.



## You will need:

- The cut-out and fold prayer star from the next page.
- A long length of wide decorative ribbon.
- Smaller lengths of thin ribbon.
- Craft pegs.
- Battery operated fairy lights.
- Ivy.
- Baubles.






# Prayer Stars Print-Out

**Instructions:**

Cut-out and score a star for each person taking part in your creative prayer. Write a prayer. Then fold along each of the lines.



# Path Of Life Game Board

## Instructions:

This game is an adaptation of Snakes and Ladders. Customise the game board on the next page by drawing, colouring and cutting out rainbows made from card.

Fold and stick the rainbows onto the marked-out squares so they make a three-dimensional slide. This slide will function in the same way as ladders in the original game, allowing you to move tokens up from one level of the board to another.



**Player tokens.**

**Stick in a photo of each player. Cut and fold.**

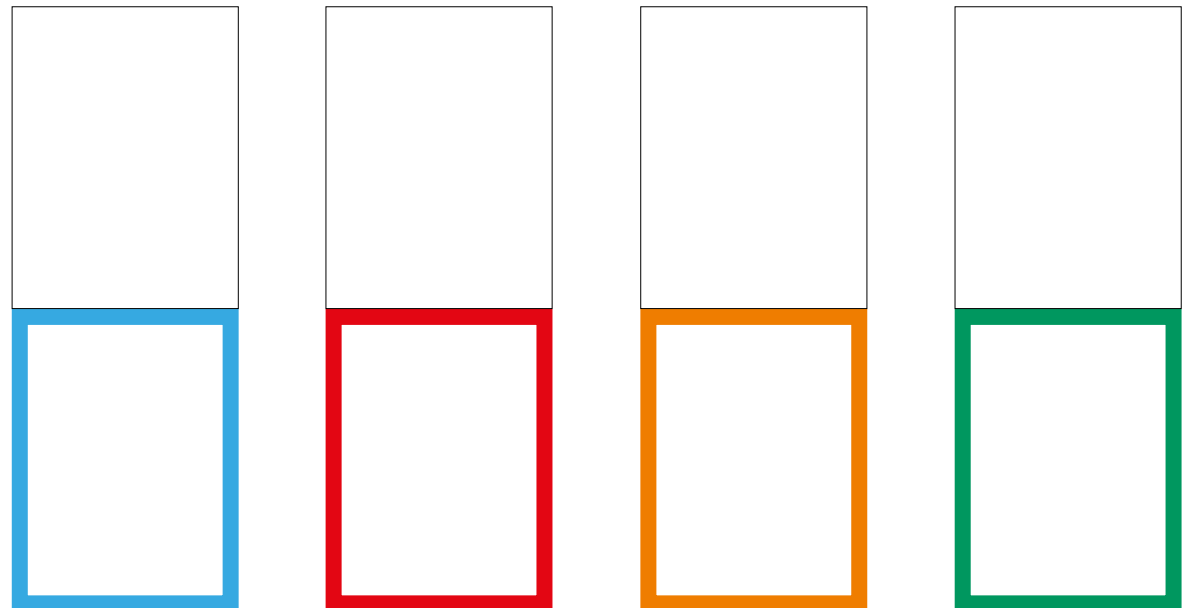
On the snake squares mark in one thing that might make people stumble from the path of life, for example doubt, despair, sin etc.

If you want to make the game more difficult, create forfeit cards and add in a forfeit symbol on some of the empty squares.

Cut-out a photo of each member of the family. Stick these to folded card to make player tokens. Round up some dice and get started. Award a prize for the winner.

## You will need:

- Coloured pens, card, scissors, sticky-tape.
- The Path Of Life board on the next page.



Print top left corner of  
Path of Life Board

Winner Of The Keys  
To The Kingdom



35

34

30


29

28

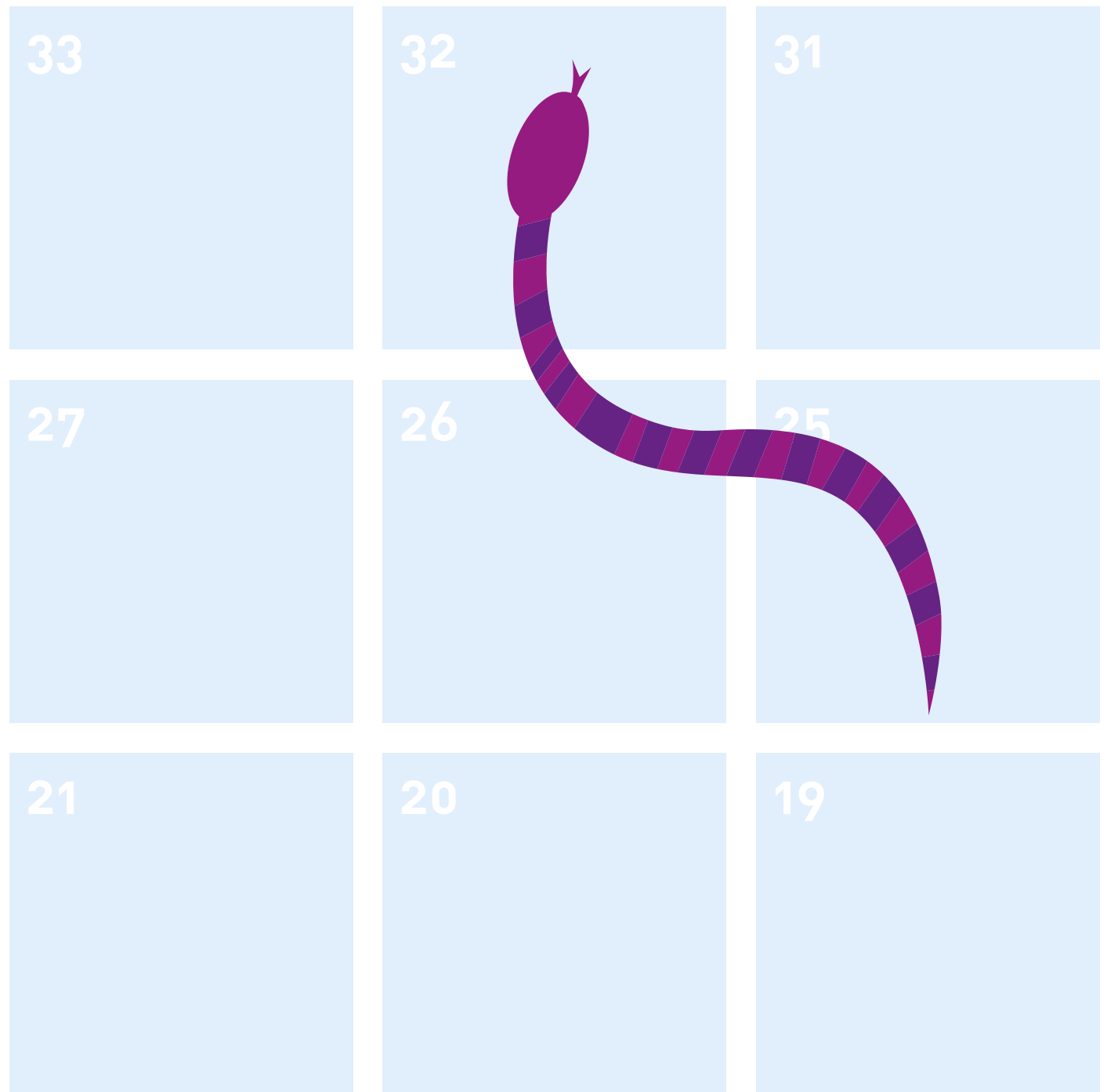
24

23

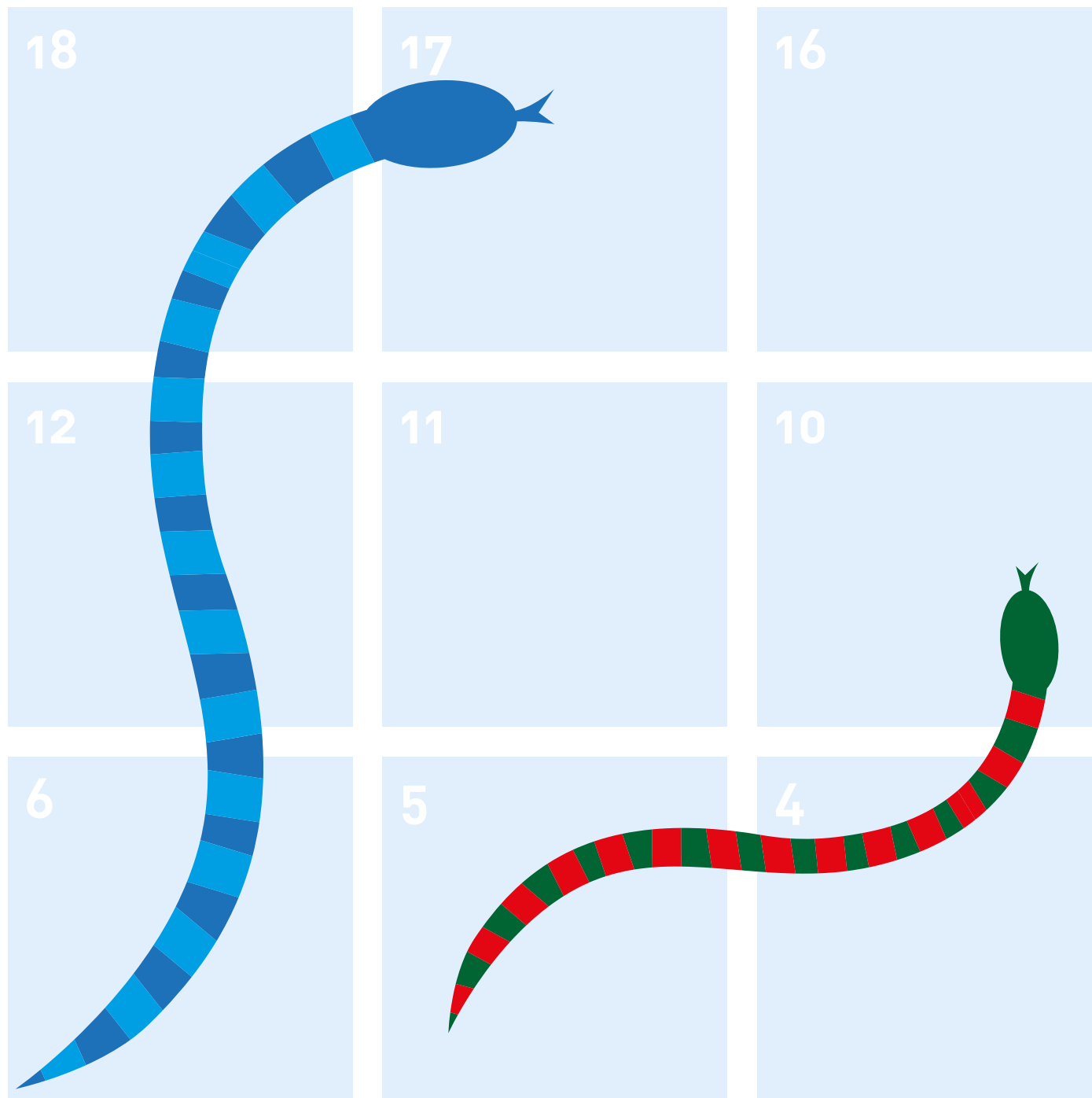
22



Print top right corner of  
Path of Life Board




Print bottom left corner of  
Path of Life Board





Print bottom right corner of  
Path of Life Board



Cut out rainbows, fold under ends and stick to your board.



# Stargazer Fundraiser Invites

Please join our StarGazer FundRaiser  
and help support Toybox's work with  
street children.

On Saturday

At

Please wear

Please bring food/drink

Please prepare a game, story, talent or  
treat to share with other stargazers.



Please join our StarGazer FundRaiser  
and help support Toybox's work with  
street children.

On Saturday

At

Please wear

Please bring food/drink

Please prepare a game, story, talent or  
treat to share with other stargazers.



The background of the entire slide is a night sky with a large, bright full moon on the left side. In the foreground, there are silhouettes of two figures standing on a grassy field. The figure on the left is wearing a crown and holding a small star-shaped object. The figure on the right is wearing a pointed hat and holding a small cup. The sky is dark blue with some stars visible.

Please join our StarGazer FundRaiser  
and help support Toybox's work with  
street children.

On Saturday

At

Please wear

Please bring food/drink

Please prepare a game, story, talent or  
treat to share with other stargazers.

# Cash-A-Doodle Do

Thanks a million for giving your precious time, energy, and goodwill to make life brighter and better for street children. If you are planning to run a StarGazer FundRaiser, use the sponsorship form we've included in this pack, to help you keep track of every penny.

Alternatively, why not set up a personalised Virgin Money Giving page?

Just go to [www.virginmoneygiving.com](http://www.virginmoneygiving.com) and follow the instructions.

Don't forget that the cuddly old tax-man will help make your fundraising go further and, if you Gift Aid your donation, we can claim 25p in every pound.

We are confident that you will soon be delirious with the sweet taste of fundraising success. So, once your swagbag is laden with gold doubloons, please send monies raised to Toybox.

You can send in the money you have raised in three ways:

**Post** – put your cheque(s) payable to 'The Toybox Charity' in the post to:

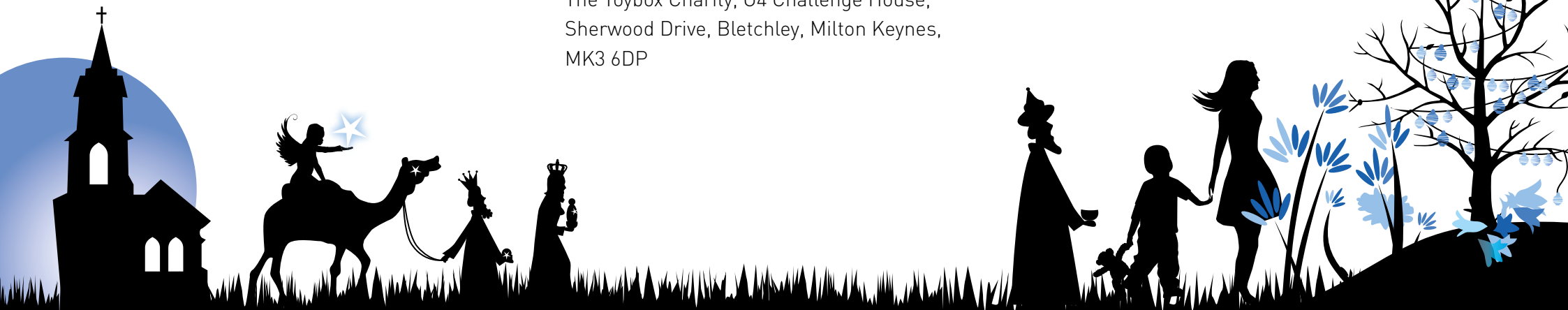
The Toybox Charity, G4 Challenge House,  
Sherwood Drive, Bletchley, Milton Keynes,  
MK3 6DP

**Call** – Call our friendly Supporter Relations team on 01908 360080 and make a donation over the phone.

**Online** – You can make a donation online at [www.toybox.org.uk/donate](http://www.toybox.org.uk/donate).

Remember to select the fundraising option to let us know what you've been up to!

**Thank you**





# SPONSORSHIP FORM

You can photocopy this form if you need more space



Event Name	Event Date
Name	Date of Birth
Address	Postcode

Make your gift work harder

*giftaid it*

Do you pay tax? If so, by simply completing this form you can boost the value of your gift by 25p for every £1 without costing you a penny.

I am a UK taxpayer and I would like The Toybox Charity to treat all donations I have made for the four years prior to this year and all donations I make in the future as Gift Aid donations until I notify you otherwise. I confirm I have paid or will pay an amount of Income Tax and/or Capital Gains Tax for each tax year (6 April to 5 April) that is at least equal to the amount of tax that all the charities or Community Amateur Sports Clubs (CASCs) that I donate to will reclaim on my gifts for that tax year. I understand that other taxes such as VAT and Council Tax do not qualify. I understand the charity will reclaim 25p of tax on every £1 that I give.

> Fill out your full name

> Fill out your home address including your Postcode otherwise Toybox cannot claim Gift Aid on your donation

Full name of sponsor	House number/name (home address not work)	Postcode
----------------------	---	----------

MR FRED BLOGGS	52	M2 7HR	<input checked="" type="checkbox"/>	£10.00	XX/XX/XX	<input type="checkbox"/>
MISS SARAH JONES	RIDGE FARM	NN7 3PQ	<input checked="" type="checkbox"/>	£20.00	XX/XX/XX	<input type="checkbox"/>
			<input type="checkbox"/>	£		<input type="checkbox"/>
			<input type="checkbox"/>	£		<input type="checkbox"/>
			<input type="checkbox"/>	£		<input type="checkbox"/>
			<input type="checkbox"/>	£		<input type="checkbox"/>
			<input type="checkbox"/>	£		<input type="checkbox"/>
			<input type="checkbox"/>	£		<input type="checkbox"/>
			<input type="checkbox"/>	£		<input type="checkbox"/>
			<input type="checkbox"/>	£		<input type="checkbox"/>
			<input type="checkbox"/>	£		<input type="checkbox"/>
			<input type="checkbox"/>	£		<input type="checkbox"/>
			<input type="checkbox"/>	£		<input type="checkbox"/>
			<input type="checkbox"/>	£		<input type="checkbox"/>
			<input type="checkbox"/>	£		<input type="checkbox"/>
			<input type="checkbox"/>	£		<input type="checkbox"/>

Tick if you don't want to hear more about Toybox



**Make your gift work harder**  
Do you pay tax? If so, by simply completing this form you can boost the value of your gift by 25p for every £1 without costing you a penny.

giftaid it

I am a UK taxpayer and I would like The Toybox Charity to treat all donations I have made for the four years prior to this year and all donations I make in the future as Gift Aid donations until I notify you otherwise. I confirm I have paid or will pay an amount of Income Tax and/or Capital Gains Tax for each tax year (6 April to 5 April) that is at least equal to the amount of tax that all the charities or Community Amateur Sports Clubs (CASCs) that I donate to will reclaim on my gifts for that tax year. I understand that other taxes such as VAT and Council Tax do not qualify. I understand the charity will reclaim 25p of tax on every £1 that I give.

[illegible]

**www.toybox.org.uk**

Toybox, G4 Challenge House, Sherwood Drive, Bletchley, Milton Keynes MK3 6DP, United Kingdom.  
The Toybox charity is registered in England and Wales as a charity number 1084243.  
Company limited by guarantee number 03963000.